

Match: 22 **Date:** 07/09/2005 **Spectators:** 1.050
City: ROME
Hall: PALALOTTOMATICA
Match duration: Start: 15.30 End: 17.04 Total: 1.34

Teams	Sets	1	2	3	4	5	Total
UKR	1	18	25	20	21		84
POL	3	25	21	25	25		96
Set duration		0.21	0.22	0.20	0.22		1.25

Referees: JOVANOVIC Dejan (SCG) & GARCIA MARQUES P. (ESP)

UKR • Ukraine		1	2	3	4	5	Pts	POL • Poland		1	2	3	4	5	Pts
1	Shulha Sergiy	■	■	■	■		3	2	Winiarski Michal						
2	Shchavinskyy Sergiy	□				□	1	3	Gruszka Piotr	□					
3	Panteleymonenko Maksym							4	Plinski Daniel	■	■	■	■		3
4	Titarenko Volodymyr			□	■	■	6	6	Murek Dawid	■	■	■	■		15
6	Sydorenko Andriy	■	■	■	■		7	7	Grzyb Wojciech			□	■		5
8 L	Sereda Serhiy	L	L	L	L			9	Szymanski Grzegorz						
9	Gatin Oleksiy	■	■	■	■		14	10	Wlazly Mariusz	■	■	■	■		21
12	Pavlov Mykola	□		□	■		7	12	Zygadlo Lukasz	■	■	■	■		2
14	Kiktyev Vitaliy	■	■				2	13	Swiderski Sebastian	■	■	■	■		18
16	Dobrytsya Roman	■	■				3	15 L	Gacek Piotr	L	L	L	L		
17	Rudnytskyy Mykola	■	■	■	■		12	16	Golas Arkadiusz	■	■	■			5
18	Gulin Vyacheslav		□	■	■		6	18	Woicki Pawel	□					
Coach: Mykhalchuk Viktor (UKR) Assistant: Phillipov Yuriy (UKR)								Coach: Lozano Raul (ARG) Assistant: Swiderek Alojzy (POL)							

TEAMS AND PLAYERS PERFORMANCES

Won Pts	Total Atts	No Name	Scoring Skills	Won Pts	Total Atts	No Name
47	101	Total Team		56	108	Total Team
10	12	17 Rudnytskyy Mykola	Spike	17	27	13 Swiderski Sebastian
10	23	9 Gatin Oleksiy		16	34	10 Wlazly Mariusz
12	41	Total Team	Block	9	34	Total Team
3	8	9 Gatin Oleksiy		2	7	7 Grzyb Wojciech
2	5	17 Rudnytskyy Mykola	Serve	2	5	16 Golas Arkadiusz
2	85	Total Team		4	94	Total Team
1	17	18 Gulin Vyacheslav	Opp. error	3	19	10 Wlazly Mariusz
1	12	9 Gatin Oleksiy	Total	1	15	6 Murek Dawid
23		Total Team		27		Total Team
84	227	Total Team		96	236	Total Team
14	43	9 Gatin Oleksiy	Best Scorer	21	60	10 Wlazly Mariusz
Excellent	Total Atts	No Name	Non scoring Skills	Excellent	Total Atts	No Name
37	57	Total Team		43	66	Total Team
9	13	8 Sereda Serhiy	Dig	13	16	15 Gacek Piotr
7	7	18 Gulin Vyacheslav		7	12	13 Swiderski Sebastian
39	96	Total Team	Set	56	112	Total Team
25	62	1 Shulha Sergiy		47	81	12 Zygadlo Lukasz
33	79	Total Team	Reception	39	74	Total Team
13	24	8 Sereda Serhiy	Success - Faults	22	41	6 Murek Dawid
13	31	9 Gatin Oleksiy	# Attempts			


■ Starting line-up Pts = Points scored [nn] = Captain
□ Substitute Atts = Attempts L = Libero
Opp = Opponent

Match: 22 **Date:** 07/09/2005 **Spectators:** 1.050
City: ROME
Hall: PALALOTTOMATICA
Match duration: Start: 15.30 End: 17.04 Total: 1.34

Teams	Sets	1	2	3	4	5	Total
UKR	1	18	25	20	21		84
POL	3	25	21	25	25		96
Set duration		0.21	0.22	0.20	0.22		1.25




UKR • Ukraine



Spike

Succ. %
Limit: 15.00%


Rk	No	Name	Spikes	Faults	Shots	Total Attempts	Note
1	9	Gatin Oleksiy	10	4	9	23	43.48
2	6	Sydorenko Andriy	6	5	7	18	33.33
-	12	Pavlov Mykola	6	2	5	13	
-	17	Rudnytskyy Mykola	10	2	-	12	
-	18	Gulin Vyacheslav	5	1	3	9	
-	16	Dobrytsya Roman	3	4	2	9	
-	14	Kiktyev Vitaliy	1	3	3	7	
-	4	Titarenko Volodymyr	4	-	2	6	
-	1	Shulha Sergiy	2	1	-	3	
-	2	Shchavinskyy Sergiy	-	-	1	1	
-	3	Panteleymonenko Maksym	-	-	-	-	
-	8	Sereda Serhiy	-	-	-	-	
Others			-	-	-	-	
Total Team			47	22	32	101	46.53



Block

Avg. by set

Rk	No	Name	Kill Blocks	Faults	Rebounds	Total Attempts	Note
1	9	Gatin Oleksiy	3	1	4	8	0.75
2	17	Rudnytskyy Mykola	2	2	1	5	0.50
2	4	Titarenko Volodymyr	2	3	1	6	0.50
4	2	Shchavinskyy Sergiy	1	-	-	1	0.25
4	12	Pavlov Mykola	1	-	-	1	0.25
4	6	Sydorenko Andriy	1	1	5	7	0.25
4	14	Kiktyev Vitaliy	1	1	1	3	0.25
4	1	Shulha Sergiy	1	1	-	2	0.25
-	3	Panteleymonenko Maksym	-	-	-	-	
-	8	Sereda Serhiy	-	-	-	-	
-	18	Gulin Vyacheslav	-	2	3	5	
-	16	Dobrytsya Roman	-	3	-	3	
Others			-	-	-	-	
Total Team			12	14	15	41	3.00



Serve

Avg. by set

Rk	No	Name	Aces	Faults	Serve Hits	Total Attempts	Note
1	18	Gulin Vyacheslav	1	-	16	17	0.25
1	9	Gatin Oleksiy	1	2	9	12	0.25
-	2	Shchavinskyy Sergiy	-	-	3	3	
-	3	Panteleymonenko Maksym	-	-	-	-	
-	6	Sydorenko Andriy	-	-	4	4	
-	8	Sereda Serhiy	-	-	-	-	
-	17	Rudnytskyy Mykola	-	1	13	14	
-	1	Shulha Sergiy	-	1	10	11	
-	4	Titarenko Volodymyr	-	1	6	7	
-	12	Pavlov Mykola	-	1	5	6	
-	16	Dobrytsya Roman	-	2	5	7	
-	14	Kiktyev Vitaliy	-	3	1	4	
Others			-	-	-	-	
Total Team			2	11	72	85	0.50

Team


Opponent errors & Team faults	23	-		23	
-------------------------------	----	---	--	----	--

Match: 22 **Date:** 07/09/2005 **Spectators:** 1.050
City: ROME
Hall: PALALOTTOMATICA
Match duration: Start: 15.30 End: 17.04 Total: 1.34

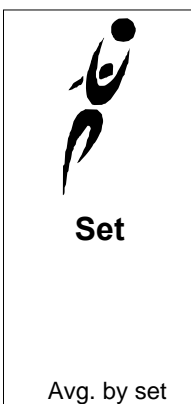
Teams	Sets	1	2	3	4	5	Total
UKR	1	18	25	20	21		84
POL	3	25	21	25	25		96
Set duration		0.21	0.22	0.20	0.22		1.25




UKR • Ukraine



Rk	No	Name	Digs	Faults	Receptions	Total Attempts	Note
1	8	Sereda Serhiy	9	4	-	13	2.25
2	18	Gulin Vyacheslav	7	-	-	7	1.75
2	9	Gatin Oleksiy	7	4	1	12	1.75
4	1	Shulha Sergiy	6	4	-	10	1.50
5	14	Kiktyev Vitaliy	3	-	-	3	0.75
6	6	Sydorenko Andriy	2	1	1	4	0.50
7	16	Dobrytsya Roman	1	-	-	1	0.25
7	4	Titarenko Volodymyr	1	1	1	3	0.25
7	2	Shchavinskyy Sergiy	1	1	-	2	0.25
-	3	Panteleymonenko Maksym	-	-	-	-	
-	17	Rudnytskyy Mykola	-	-	-	-	
-	12	Pavlov Mykola	-	2	-	2	
Others			-	-	-	-	
Total Team			37	17	3	57	9.25



Rk	No	Name	Running Sets	Faults	Still Sets	Total Attempts	Note
1	1	Shulha Sergiy	25	-	37	62	6.25
2	2	Shchavinskyy Sergiy	11	-	7	18	2.75
3	4	Titarenko Volodymyr	1	-	1	2	0.25
3	9	Gatin Oleksiy	1	-	4	5	0.25
3	16	Dobrytsya Roman	1	-	-	1	0.25
-	3	Panteleymonenko Maksym	-	-	-	-	
-	6	Sydorenko Andriy	-	-	1	1	
-	12	Pavlov Mykola	-	-	1	1	
-	14	Kiktyev Vitaliy	-	-	-	-	
-	17	Rudnytskyy Mykola	-	-	1	1	
-	18	Gulin Vyacheslav	-	-	1	1	
-	8	Sereda Serhiy	-	1	3	4	
Others			-	-	-	-	
Total Team			39	1	56	96	9.75




Rk	No	Name	Excellents	Faults	Serve Receptions	Total Attempts	Note
1	8	Sereda Serhiy	13	1	10	24	50.00
2	9	Gatin Oleksiy	13	1	17	31	38.71
-	18	Gulin Vyacheslav	5	1	9	15	
-	14	Kiktyev Vitaliy	2	1	5	8	
-	4	Titarenko Volodymyr	-	-	1	1	
-	1	Shulha Sergiy	-	-	-	-	
-	2	Shchavinskyy Sergiy	-	-	-	-	
-	3	Panteleymonenko Maksym	-	-	-	-	
-	6	Sydorenko Andriy	-	-	-	-	
-	12	Pavlov Mykola	-	-	-	-	
-	16	Dobrytsya Roman	-	-	-	-	
-	17	Rudnytskyy Mykola	-	-	-	-	
Others			-	-	-	-	
Total Team			33	4	42	79	36.71

Match: 22 **Date:** 07/09/2005 **Spectators:** 1.050
City: ROME
Hall: PALALOTTOMATICA
Match duration: Start: 15.30 End: 17.04 Total: 1.34

Teams	Sets	1	2	3	4	5	Total
UKR	1	18	25	20	21		84
POL	3	25	21	25	25		96
Set duration		0.21	0.22	0.20	0.22		1.25




POL • Poland



Spike

Succ. %
Limit: 15.00%


Rk	No	Name	Spikes	Faults	Shots	Total Attempts	Note
1	13	Swiderski Sebastian	17	4	6	27	62.96
2	6	Murek Dawid	13	3	9	25	52.00
3	10	Wlazly Mariusz	16	8	10	34	47.06
-	4	Plinski Daniel	3	2	3	8	
-	7	Grzyb Wojciech	3	2	-	5	
-	12	Zygadlo Lukasz	1	-	3	4	
-	16	Golas Arkadiusz	3	1	-	4	
-	3	Gruszka Piotr	-	-	1	1	
-	2	Winiarski Michal	-	-	-	-	
-	9	Szymanski Grzegorz	-	-	-	-	
-	15	Gacek Piotr	-	-	-	-	
-	18	Woicki Pawel	-	-	-	-	
Others			-	-	-	-	
Total Team			56	20	32	108	51.85



Block

Avg. by set

Rk	No	Name	Kill Blocks	Faults	Rebounds	Total Attempts	Note
1	7	Grzyb Wojciech	2	2	3	7	0.50
1	16	Golas Arkadiusz	2	2	1	5	0.50
1	10	Wlazly Mariusz	2	3	2	7	0.50
4	12	Zygadlo Lukasz	1	-	1	2	0.25
4	6	Murek Dawid	1	1	2	4	0.25
4	13	Swiderski Sebastian	1	1	2	4	0.25
-	2	Winiarski Michal	-	-	-	-	
-	3	Gruszka Piotr	-	-	-	-	
-	9	Szymanski Grzegorz	-	-	-	-	
-	15	Gacek Piotr	-	-	-	-	
-	18	Woicki Pawel	-	-	-	-	
-	4	Plinski Daniel	-	3	2	5	
Others			-	-	-	-	
Total Team			9	12	13	34	2.25



Serve

Avg. by set

Rk	No	Name	Aces	Faults	Serve Hits	Total Attempts	Note
1	10	Wlazly Mariusz	3	6	10	19	0.75
2	6	Murek Dawid	1	4	10	15	0.25
-	2	Winiarski Michal	-	-	-	-	
-	3	Gruszka Piotr	-	-	-	-	
-	4	Plinski Daniel	-	-	18	18	
-	7	Grzyb Wojciech	-	-	3	3	
-	9	Szymanski Grzegorz	-	-	-	-	
-	12	Zygadlo Lukasz	-	-	20	20	
-	15	Gacek Piotr	-	-	-	-	
-	18	Woicki Pawel	-	-	1	1	
-	13	Swiderski Sebastian	-	2	9	11	
-	16	Golas Arkadiusz	-	3	4	7	
Others			-	-	-	-	
Total Team			4	15	75	94	1.00

Team	Opponent errors & Team faults	27	-		27	
------	-------------------------------	----	---	--	----	--

Match: 22 Date: 07/09/2005 Spectators: 1.050

City: ROME


Hall: PALALOTTOMATICA

Match duration: Start: 15.30 End: 17.04 Total: 1.34

Teams	Sets	1	2	3	4	5	Total
UKR	1	18	25	20	21		84
POL	3	25	21	25	25		96
Set duration		0.21	0.22	0.20	0.22		1.25




POL • Poland



Dig

Avg. by set


Rk	No	Name	Digs	Faults	Receptions	Total Attempts	Note
1	15	Gacek Piotr	13	3	-	16	3.25
2	13	Swiderski Sebastian	7	3	2	12	1.75
2	6	Murek Dawid	7	5	-	12	1.75
4	12	Zygadlo Lukasz	5	2	-	7	1.25
5	18	Woicki Pawel	3	-	-	3	0.75
5	10	Wlazly Mariusz	3	3	1	7	0.75
5	4	Plinski Daniel	3	3	-	6	0.75
8	3	Gruszka Piotr	1	-	-	1	0.25
8	7	Grzyb Wojciech	1	-	-	1	0.25
-	2	Winiarski Michal	-	-	-	-	
-	9	Szymanski Grzegorz	-	-	-	-	
-	16	Golas Arkadiusz	-	1	-	1	
Others			-	-	-	-	
Total Team			43	20	3	66	10.75



Set

Avg. by set

Rk	No	Name	Running Sets	Faults	Still Sets	Total Attempts	Note
1	12	Zygadlo Lukasz	47	-	34	81	11.75
2	18	Woicki Pawel	6	-	9	15	1.50
3	4	Plinski Daniel	1	-	2	3	0.25
3	6	Murek Dawid	1	-	-	1	0.25
3	13	Swiderski Sebastian	1	-	2	3	0.25
-	2	Winiarski Michal	-	-	-	-	
-	3	Gruszka Piotr	-	-	-	-	
-	7	Grzyb Wojciech	-	-	1	1	
-	9	Szymanski Grzegorz	-	-	-	-	
-	10	Wlazly Mariusz	-	-	2	2	
-	15	Gacek Piotr	-	-	4	4	
-	16	Golas Arkadiusz	-	-	2	2	
Others			-	-	-	-	
Total Team			56	-	56	112	14.00



Reception

Eff. %
Limit: 25.00%

Rk	No	Name	Excellents	Faults	Serve Receptions	Total Attempts	Note
1	6	Murek Dawid	22	4	15	41	43.90
-	13	Swiderski Sebastian	10	-	8	18	
-	15	Gacek Piotr	7	1	7	15	
-	2	Winiarski Michal	-	-	-	-	
-	3	Gruszka Piotr	-	-	-	-	
-	4	Plinski Daniel	-	-	-	-	
-	7	Grzyb Wojciech	-	-	-	-	
-	9	Szymanski Grzegorz	-	-	-	-	
-	10	Wlazly Mariusz	-	-	-	-	
-	12	Zygadlo Lukasz	-	-	-	-	
-	16	Golas Arkadiusz	-	-	-	-	
-	18	Woicki Pawel	-	-	-	-	
Others			-	-	-	-	
Total Team			39	5	30	74	45.95