

Match: 28 **Date:** 08/09/2005 **Spectators:** 1.450
City: ROME
Hall: PALALOTTOMATICA
Match duration: Start: 15.30 End: 16.45 Total: 1.15

Teams	Sets	1	2	3	4	5	Total
POL	3	25	25	25			75
POR	0	23	18	16			57
Set duration		0.26	0.22	0.21			1.09

Referees: JOVANOVIC Dejan (SCG) & RACHARD Patrick (FRA)

POL • Poland		1	2	3	4	5	Pts
2	Winiarski Michal						
3	Gruszka Piotr						
4	Plinski Daniel	■	■	■			11
6	Murek Dawid	■	■	■			7
7	Grzyb Wojciech	■	■	■			6
9	Szymanski Grzegorz						
10	Wlazly Mariusz	■	■	■			15
12	Zygadlo Lukasz	■	■	■			1
13	Swiderski Sebastian	■	■	■			14
15	L Gacek Piotr	L	L	L			
16	Golas Arkadiusz						
18	Woicki Pawel						

Coach: Lozano Raul (ARG)
Assistant: Swiderek Alojzy (POL)

POR • Portugal		1	2	3	4	5	Pts
1	Costa Antonio						
3	Pinheiro Nuno						
4	Malveiro Joao	■	■	■			5
8	Gaspar Hugo	■	■	■			13
11	Sequeira Eden	■	■	■			3
12	Jose Joao	■					1
13	Lopes Andre	■	■	■			7
14	Cruz Flavio	■	■	■			2
15	Maia Miguel	■	■	■			4
16	Sequeira Valdir						
17	L Ribeiro Hugo	L	L	L			
18	Peixoto Eurico	■	■				2

Coach: Samuels Orlando (CUB)
Assistant: Maia Carlos (POR)

TEAMS AND PLAYERS PERFORMANCES

Won Pts	Total Atts	No Name
37	64	Total Team
11	21	10 Wlazly Mariusz
10	15	13 Swiderski Sebastian
13	29	Total Team
4	9	4 Plinski Daniel
3	4	13 Swiderski Sebastian
4	74	Total Team
2	14	4 Plinski Daniel
1	11	10 Wlazly Mariusz
21		Total Team
75	167	Total Team

15	37	10 Wlazly Mariusz
----	----	-------------------

Excellent	Total Atts	No Name
36	48	Total Team
14	20	15 Gacek Piotr
7	11	12 Zygodlo Lukasz
34	66	Total Team
30	55	12 Zygodlo Lukasz
16	48	Total Team
5	14	15 Gacek Piotr
8	22	6 Murek Dawid

■ Starting line-up Pts = Points scored [nn] = Captain
 □ Substitute Atts = Attempts L = Libero
 Opp = Opponent

Scoring Skills
Spike
Block
Serve
Opp. error
Total

Best Scorer

Non scoring Skills
Dig
Set
Reception
Success - Faults
Attempts

Won Pts	Total Atts	No Name
30	83	Total Team
9	28	8 Gaspar Hugo
6	17	13 Lopes Andre
2	17	Total Team
1	5	8 Gaspar Hugo
1	4	11 Sequeira Eden
5	58	Total Team
3	10	8 Gaspar Hugo
1	8	15 Maia Miguel
20		Total Team
57	158	Total Team

13	43	8 Gaspar Hugo
----	----	---------------


Excellent	Total Atts	No Name
30	45	Total Team
7	9	17 Ribeiro Hugo
5	5	11 Sequeira Eden
24	72	Total Team
22	61	15 Maia Miguel
30	61	Total Team
10	24	18 Peixoto Eurico

Match: 28 **Date:** 08/09/2005 **Spectators:** 1.450
City: ROME
Hall: PALALOTTOMATICA
Match duration: Start: 15.30 End: 16.45 Total: 1.15

Teams	Sets	1	2	3	4	5	Total
POL	3	25	25	25			75
POR	0	23	18	16			57
Set duration		0.26	0.22	0.21			1.09




POL • Poland



Spike

Succ. %
Limit: 15.00%


Rk	No	Name	Spikes	Faults	Shots	Total Attempts	Note
1	13	Swiderski Sebastian	10	3	2	15	66.67
2	6	Murek Dawid	6	3	2	11	54.55
3	10	Wlazly Mariusz	11	2	8	21	52.38
-	4	Plinski Daniel	5	-	3	8	
-	7	Grzyb Wojciech	5	-	2	7	
-	12	Zygadlo Lukasz	-	-	2	2	
-	2	Winiarski Michal	-	-	-	-	
-	3	Gruszka Piotr	-	-	-	-	
-	9	Szymanski Grzegorz	-	-	-	-	
-	15	Gacek Piotr	-	-	-	-	
-	16	Golas Arkadiusz	-	-	-	-	
-	18	Woicki Pawel	-	-	-	-	
Others			-	-	-	-	
Total Team			37	8	19	64	57.81



Block

Avg. by set

Rk	No	Name	Kill Blocks	Faults	Rebounds	Total Attempts	Note
1	4	Plinski Daniel	4	-	5	9	1.33
2	13	Swiderski Sebastian	3	-	1	4	1.00
2	10	Wlazly Mariusz	3	2	-	5	1.00
4	12	Zygadlo Lukasz	1	-	-	1	0.33
4	7	Grzyb Wojciech	1	1	2	4	0.33
4	6	Murek Dawid	1	2	3	6	0.33
-	2	Winiarski Michal	-	-	-	-	
-	3	Gruszka Piotr	-	-	-	-	
-	9	Szymanski Grzegorz	-	-	-	-	
-	15	Gacek Piotr	-	-	-	-	
-	16	Golas Arkadiusz	-	-	-	-	
-	18	Woicki Pawel	-	-	-	-	
Others			-	-	-	-	
Total Team			13	5	11	29	4.33



Serve

Avg. by set

Rk	No	Name	Aces	Faults	Serve Hits	Total Attempts	Note
1	4	Plinski Daniel	2	1	11	14	0.67
2	10	Wlazly Mariusz	1	4	6	11	0.33
2	13	Swiderski Sebastian	1	4	6	11	0.33
-	2	Winiarski Michal	-	-	-	-	
-	3	Gruszka Piotr	-	-	-	-	
-	9	Szymanski Grzegorz	-	-	-	-	
-	12	Zygadlo Lukasz	-	-	12	12	
-	15	Gacek Piotr	-	-	-	-	
-	16	Golas Arkadiusz	-	-	-	-	
-	18	Woicki Pawel	-	-	-	-	
-	6	Murek Dawid	-	1	16	17	
-	7	Grzyb Wojciech	-	3	6	9	
Others			-	-	-	-	
Total Team			4	13	57	74	1.33

Team

Opponent errors & Team faults	21	-		21	
-------------------------------	----	---	--	----	--


Match: 28 **Date:** 08/09/2005 **Spectators:** 1.450
City: ROME
Hall: PALALOTTOMATICA
Match duration: Start: 15.30 End: 16.45 Total: 1.15

Teams	Sets	1	2	3	4	5	Total
POL	3	25	25	25			75
POR	0	23	18	16			57
Set duration		0.26	0.22	0.21			1.09

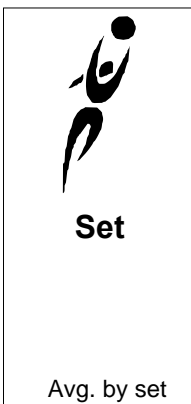


POL • Poland


Rk	No	Name	Digs	Faults	Receptions	Total Attempts	Note
1	15	Gacek Piotr	14	5	1	20	4.67
2	12	Zygadlo Lukasz	7	3	1	11	2.33
3	6	Murek Dawid	5	1	-	6	1.67
4	10	Wlazly Mariusz	4	-	-	4	1.33
5	13	Swiderski Sebastian	3	-	-	3	1.00
6	7	Grzyb Wojciech	2	1	-	3	0.67
7	4	Plinski Daniel	1	-	-	1	0.33
-	2	Winiarski Michal	-	-	-	-	
-	3	Gruszka Piotr	-	-	-	-	
-	9	Szymanski Grzegorz	-	-	-	-	
-	16	Golas Arkadiusz	-	-	-	-	
-	18	Woicki Pawel	-	-	-	-	
Others			-	-	-	-	
Total Team			36	10	2	48	12.00



Rk	No	Name	Running Sets	Faults	Still Sets	Total Attempts	Note
1	12	Zygadlo Lukasz	30	-	25	55	10.00
2	15	Gacek Piotr	2	-	-	2	0.67
3	4	Plinski Daniel	1	-	1	2	0.33
3	6	Murek Dawid	1	1	1	3	0.33
-	2	Winiarski Michal	-	-	-	-	
-	3	Gruszka Piotr	-	-	-	-	
-	7	Grzyb Wojciech	-	-	2	2	
-	9	Szymanski Grzegorz	-	-	-	-	
-	10	Wlazly Mariusz	-	-	-	-	
-	13	Swiderski Sebastian	-	-	2	2	
-	16	Golas Arkadiusz	-	-	-	-	
-	18	Woicki Pawel	-	-	-	-	
Others			-	-	-	-	
Total Team			34	1	31	66	11.33



Rk	No	Name	Excellents	Faults	Serve Receptions	Total Attempts	Note
1	15	Gacek Piotr	5	1	8	14	28.57
2	6	Murek Dawid	8	3	11	22	22.73
3	13	Swiderski Sebastian	3	3	6	12	0.00
-	2	Winiarski Michal	-	-	-	-	
-	3	Gruszka Piotr	-	-	-	-	
-	4	Plinski Daniel	-	-	-	-	
-	7	Grzyb Wojciech	-	-	-	-	
-	9	Szymanski Grzegorz	-	-	-	-	
-	10	Wlazly Mariusz	-	-	-	-	
-	12	Zygadlo Lukasz	-	-	-	-	
-	16	Golas Arkadiusz	-	-	-	-	
-	18	Woicki Pawel	-	-	-	-	
Others			-	-	-	-	
Total Team			16	7	25	48	18.75



Match: 28 Date: 08/09/2005 Spectators: 1.450

City: ROME


Hall: PALALOTTOMATICA

Match duration: Start: 15.30 End: 16.45 Total: 1.15

Teams	Sets	1	2	3	4	5	Total
POL	3	25	25	25			75
POR	0	23	18	16			57
Set duration		0.26	0.22	0.21			1.09




POR • Portugal



Spike

Succ. %
Limit: 15.00%


Rk	No	Name	Spikes	Faults	Shots	Total Attempts	Note
1	13	Lopes Andre	6	4	7	17	35.29
2	8	Gaspar Hugo	9	11	8	28	32.14
-	4	Malveiro Joao	5	1	5	11	
-	18	Peixoto Eurico	2	2	4	8	
-	11	Sequeira Eden	2	1	4	7	
-	15	Maia Miguel	3	1	1	5	
-	14	Cruz Flavio	2	2	-	4	
-	12	Jose Joao	1	2	-	3	
-	1	Costa Antonio	-	-	-	-	
-	3	Pinheiro Nuno	-	-	-	-	
-	16	Sequeira Valdir	-	-	-	-	
-	17	Ribeiro Hugo	-	-	-	-	
Others			-	-	-	-	
Total Team			30	24	29	83	36.14



Block

Avg. by set

Rk	No	Name	Kill Blocks	Faults	Rebounds	Total Attempts	Note
1	8	Gaspar Hugo	1	2	2	5	0.33
1	11	Sequeira Eden	1	2	1	4	0.33
-	1	Costa Antonio	-	-	-	-	
-	3	Pinheiro Nuno	-	-	-	-	
-	14	Cruz Flavio	-	-	-	-	
-	15	Maia Miguel	-	-	-	-	
-	16	Sequeira Valdir	-	-	-	-	
-	17	Ribeiro Hugo	-	-	-	-	
-	18	Peixoto Eurico	-	-	1	1	
-	4	Malveiro Joao	-	1	2	3	
-	13	Lopes Andre	-	1	1	2	
-	12	Jose Joao	-	2	-	2	
Others			-	-	-	-	
Total Team			2	8	7	17	0.67



Serve

Avg. by set

Rk	No	Name	Aces	Faults	Serve Hits	Total Attempts	Note
1	8	Gaspar Hugo	3	2	5	10	1.00
2	15	Maia Miguel	1	1	6	8	0.33
2	13	Lopes Andre	1	3	7	11	0.33
-	3	Pinheiro Nuno	-	-	-	-	
-	4	Malveiro Joao	-	-	6	6	
-	12	Jose Joao	-	-	5	5	
-	16	Sequeira Valdir	-	-	-	-	
-	17	Ribeiro Hugo	-	-	-	-	
-	18	Peixoto Eurico	-	1	6	7	
-	14	Cruz Flavio	-	1	4	5	
-	11	Sequeira Eden	-	1	3	4	
-	1	Costa Antonio	-	1	1	2	
Others			-	-	-	-	
Total Team			5	10	43	58	1.67

Team	Opponent errors & Team faults	20	-	20


Match: 28 **Date:** 08/09/2005 **Spectators:** 1.450
City: ROME
Hall: PALALOTTOMATICA
Match duration: Start: 15.30 End: 16.45 Total: 1.15

Teams	Sets	1	2	3	4	5	Total
POL	3	25	25	25			75
POR	0	23	18	16			57
Set duration		0.26	0.22	0.21			1.09



POR • Portugal

Rk	No	Name	Digs	Faults	Receptions	Total Attempts	Note
1	17	Ribeiro Hugo	7	2	-	9	2.33
2	11	Sequeira Eden	5	-	-	5	1.67
3	8	Gaspar Hugo	4	4	-	8	1.33
4	18	Peixoto Eurico	3	-	-	3	1.00
4	4	Malveiro Joao	3	1	-	4	1.00
4	15	Maia Miguel	3	3	-	6	1.00
4	13	Lopes Andre	3	4	-	7	1.00
8	1	Costa Antonio	1	-	-	1	0.33
8	12	Jose Joao	1	-	-	1	0.33
-	3	Pinheiro Nuno	-	-	-	-	
-	14	Cruz Flavio	-	-	1	1	
-	16	Sequeira Valdir	-	-	-	-	
Others			-	-	-	-	
Total Team			30	14	1	45	10.00



Dig

Avg. by set


Rk	No	Name	Running Sets	Faults	Still Sets	Total Attempts	Note
1	15	Maia Miguel	22	-	39	61	7.33
2	4	Malveiro Joao	1	-	-	1	0.33
2	17	Ribeiro Hugo	1	-	4	5	0.33
-	1	Costa Antonio	-	-	-	-	
-	3	Pinheiro Nuno	-	-	-	-	
-	8	Gaspar Hugo	-	-	-	-	
-	11	Sequeira Eden	-	-	-	-	
-	12	Jose Joao	-	-	4	4	
-	13	Lopes Andre	-	-	-	-	
-	14	Cruz Flavio	-	-	1	1	
-	16	Sequeira Valdir	-	-	-	-	
-	18	Peixoto Eurico	-	-	-	-	
Others			-	-	-	-	
Total Team			24	-	48	72	8.00



Set

Avg. by set

Rk	No	Name	Excellents	Faults	Serve Receptions	Total Attempts	Note
1	18	Peixoto Eurico	10	4	10	24	25.00
-	17	Ribeiro Hugo	10	-	3	13	
-	13	Lopes Andre	8	1	4	13	
-	4	Malveiro Joao	2	-	1	3	
-	11	Sequeira Eden	-	-	1	1	
-	15	Maia Miguel	-	-	1	1	
-	1	Costa Antonio	-	-	-	-	
-	3	Pinheiro Nuno	-	-	-	-	
-	8	Gaspar Hugo	-	-	-	-	
-	12	Jose Joao	-	-	-	-	
-	16	Sequeira Valdir	-	-	-	-	
-	14	Cruz Flavio	-	1	5	6	
Others			-	-	-	-	
Total Team			30	6	25	61	39.34



Reception

Eff. %
Limit: 25.00%