



Volleyball
Indesit
European 2005
Championship
Rome - Belgrade
2-11 September

Bulletin n.8

Rome, ITALY
03 - 11 September 2005

MATCH RESULTS
Pool I

| No | Date | Teams | Set | Result per set (points) | | | | | Total Points | Time | Spectators |
|----|------------|-----------|-----|-------------------------|-------|-------|-------|-------|--------------|------|------------|
| | | | | 1 | 2 | 3 | 4 | 5 | | | |
| 4 | 03/09/2005 | POL - CRO | 3-0 | 25-22 | 25-19 | 25-21 | | | 75- 62 | 1.20 | 1.850 |
| 6 | 03/09/2005 | ITA - POR | 3-0 | 25-19 | 25-21 | 25-20 | | | 75- 60 | 1.17 | 5.640 |
| 8 | 03/09/2005 | UKR - RUS | 0-3 | 22-25 | 23-25 | 21-25 | | | 66- 75 | 1.22 | 1.750 |
| 10 | 04/09/2005 | POR - CRO | 2-3 | 23-25 | 25-20 | 25-21 | 21-25 | 7-15 | 101-106 | 2.08 | 1.880 |
| 12 | 04/09/2005 | ITA - UKR | 3-0 | 25-17 | 25-23 | 25-23 | | | 75- 63 | 1.18 | 8.250 |
| 14 | 04/09/2005 | RUS - POL | 3-1 | 25-27 | 29-27 | 29-27 | 25-21 | | 108-102 | 2.02 | 2.250 |
| 16 | 05/09/2005 | UKR - POR | 2-3 | 20-25 | 25-20 | 25-20 | 21-25 | 13-15 | 104-105 | 2.00 | 1.000 |
| 17 | 05/09/2005 | POL - ITA | 0-3 | 24-26 | 22-25 | 19-25 | | | 65- 76 | 1.30 | 9.200 |
| 18 | 05/09/2005 | CRO - RUS | 2-3 | 25-21 | 18-25 | 20-25 | 25-21 | 11-15 | 99-107 | 2.10 | 1.150 |
| 22 | 07/09/2005 | UKR - POL | 1-3 | 18-25 | 25-21 | 20-25 | 21-25 | | 84- 96 | 1.34 | 1.050 |
| 24 | 07/09/2005 | POR - RUS | 1-3 | 25-23 | 22-25 | 21-25 | 18-25 | | 86- 98 | 1.43 | 2.050 |
| 26 | 07/09/2005 | ITA - CRO | 3-1 | 20-25 | 26-24 | 25-17 | 25-19 | | 96- 85 | 1.54 | 9.350 |
| 28 | 08/09/2005 | POL - POR | 3-0 | 25-23 | 25-18 | 25-16 | | | 75- 57 | 1.15 | 1.450 |
| 29 | 08/09/2005 | CRO - UKR | 3-0 | 25-21 | 25-21 | 25-21 | | | 75- 63 | 1.20 | 2.750 |
| 30 | 08/09/2005 | RUS - ITA | 3-1 | 22-25 | 25-22 | 25-22 | 25-22 | | 97- 91 | 1.53 | 11.300 |

Pool II

| No | Date | Teams | Set | Result per set (points) | | | | | Total Points | Time | Spectators |
|----|------------|-----------|-----|-------------------------|-------|-------|-------|-------|--------------|------|------------|
| | | | | 1 | 2 | 3 | 4 | 5 | | | |
| 1 | 02/09/2005 | GRE - NED | 3-2 | 25-20 | 15-25 | 23-25 | 25-21 | 15-11 | 103-102 | 1.57 | 550 |
| 2 | 02/09/2005 | FRA - CZE | 3-0 | 25-23 | 25-22 | 25-20 | | | 75- 65 | 1.20 | 1.380 |
| 3 | 02/09/2005 | ESP - SCG | 0-3 | 22-25 | 17-25 | 15-25 | | | 54- 75 | 1.12 | 5.580 |
| 5 | 03/09/2005 | NED - FRA | 1-3 | 17-25 | 22-25 | 25-16 | 20-25 | | 84- 91 | 1.41 | 640 |
| 7 | 03/09/2005 | ESP - GRE | 3-1 | 25-21 | 24-26 | 25-21 | 25-20 | | 99- 88 | 1.53 | 970 |
| 9 | 03/09/2005 | SCG - CZE | 3-1 | 20-25 | 25-23 | 25-21 | 25-22 | | 95- 91 | 1.46 | 6.300 |
| 11 | 04/09/2005 | FRA - ESP | 2-3 | 30-28 | 25-16 | 23-25 | 31-33 | 9-15 | 118-117 | 2.22 | 620 |
| 13 | 04/09/2005 | CZE - NED | 3-0 | 25-18 | 25-22 | 26-24 | | | 76- 64 | 1.26 | 1.480 |
| 15 | 04/09/2005 | GRE - SCG | 0-3 | 20-25 | 15-25 | 27-29 | | | 62- 79 | 1.19 | 8.330 |
| 19 | 06/09/2005 | ESP - CZE | 2-3 | 17-25 | 25-22 | 25-17 | 14-25 | 11-15 | 92-104 | 1.59 | 650 |
| 20 | 06/09/2005 | SCG - NED | 3-0 | 25-20 | 25-18 | 25-19 | | | 75- 57 | 1.10 | 9.240 |
| 21 | 06/09/2005 | GRE - FRA | 3-2 | 25-22 | 26-28 | 20-25 | 28-26 | 15-12 | 114-113 | 2.16 | 1.900 |
| 23 | 07/09/2005 | NED - ESP | 1-3 | 25-21 | 20-25 | 21-25 | 18-25 | | 84- 96 | 1.39 | 700 |
| 25 | 07/09/2005 | CZE - GRE | 1-3 | 32-30 | 22-25 | 19-25 | 16-25 | | 89-105 | 1.51 | 4.200 |
| 27 | 07/09/2005 | FRA - SCG | 2-3 | 16-25 | 25-20 | 25-23 | 19-25 | 9-15 | 94-108 | 1.52 | 11.250 |

Semifinals

| No | Date | Teams | Set | Result per set (points) | | | | | Total Points | Time | Spectators |
|----|------------|-----------|-----|-------------------------|---|---|---|---|--------------|------|------------|
| | | | | 1 | 2 | 3 | 4 | 5 | | | |
| 31 | 10/09/2005 | RUS - ESP | | | | | | | | | |
| 32 | 10/09/2005 | ITA - SCG | | | | | | | | | |

European Championships Men 2005

Results of Thursday 8 September 2005

TEAM RANKING

Pool I

| Rank | Code | Country | Matches | | | | Sets | | | Points | | |
|------|------|----------|---------|-----|------|--------|------|------|-------|--------|------|-------|
| | | | Total | Won | Lost | Points | Won | Lost | Ratio | Won | Lost | Ratio |
| 1 | RUS | Russia | 5 | 5 | 0 | 10 | 15 | 5 | 3,000 | 485 | 444 | 1,092 |
| 2 | ITA | Italy | 5 | 4 | 1 | 9 | 13 | 4 | 3,250 | 413 | 370 | 1,116 |
| 3 | POL | Poland | 5 | 3 | 2 | 8 | 10 | 7 | 1,429 | 413 | 387 | 1,067 |
| 4 | CRO | Croatia | 5 | 2 | 3 | 7 | 9 | 11 | 0,818 | 427 | 442 | 0,966 |
| 5 | POR | Portugal | 5 | 1 | 4 | 6 | 6 | 14 | 0,429 | 409 | 458 | 0,893 |
| 6 | UKR | Ukraine | 5 | 0 | 5 | 5 | 3 | 15 | 0,200 | 380 | 426 | 0,892 |

Pool II

| Rank | Code | Country | Matches | | | | Sets | | | Points | | |
|------|------|---------------------|---------|-----|------|--------|------|------|-------|--------|------|-------|
| | | | Total | Won | Lost | Points | Won | Lost | Ratio | Won | Lost | Ratio |
| 1 | SCG | Serbia & Montenegro | 5 | 5 | 0 | 10 | 15 | 3 | 5,000 | 432 | 358 | 1,207 |
| 2 | ESP | Spain | 5 | 3 | 2 | 8 | 11 | 10 | 1,100 | 458 | 469 | 0,977 |
| 3 | GRE | Greece | 5 | 3 | 2 | 8 | 10 | 11 | 0,909 | 472 | 482 | 0,979 |
| 4 | FRA | France | 5 | 2 | 3 | 7 | 12 | 10 | 1,200 | 491 | 488 | 1,006 |
| 5 | CZE | Czech Republic | 5 | 2 | 3 | 7 | 8 | 11 | 0,727 | 425 | 431 | 0,986 |
| 6 | NED | Netherlands | 5 | 0 | 5 | 5 | 4 | 15 | 0,267 | 391 | 441 | 0,887 |

European Championships Men 2005 Pool I

Match: 28 **Date:** 08/09/2005 **Spectators:** 1.450
City: ROME
Hall: PALALOTTOMATICA
Match duration: Start: 15.30 End: 16.45 Total: 1.15

| Teams | Sets | 1 | 2 | 3 | 4 | 5 | Total |
|---------------------|----------|------|------|------|---|---|-------|
| POL | 3 | 25 | 25 | 25 | | | 75 |
| POR | 0 | 23 | 18 | 16 | | | 57 |
| Set duration | | 0.26 | 0.22 | 0.21 | | | 1.09 |

Referees: JOVANOVIC Dejan (SCG) & RACHARD Patrick (FRA)

| POL • Poland | | 1 | 2 | 3 | 4 | 5 | Pts |
|--------------|---------------------|---|---|---|---|---|-----|
| 2 | Winiarski Michal | | | | | | |
| 3 | Gruszka Piotr | | | | | | |
| 4 | Plinski Daniel | ■ | ■ | ■ | | | 11 |
| 6 | Murek Dawid | ■ | ■ | ■ | | | 7 |
| 7 | Grzyb Wojciech | ■ | ■ | ■ | | | 6 |
| 9 | Szymanski Grzegorz | | | | | | |
| 10 | Wlazly Mariusz | ■ | ■ | ■ | | | 15 |
| 12 | Zygadlo Lukasz | ■ | ■ | ■ | | | 1 |
| 13 | Swiderski Sebastian | ■ | ■ | ■ | | | 14 |
| 15 | L Gacek Piotr | L | L | L | | | |
| 16 | Golas Arkadiusz | | | | | | |
| 18 | Woicki Pawel | | | | | | |

Coach: Lozano Raul (ARG)
Assistant: Swiderek Alojzy (POL)

| POR • Portugal | | 1 | 2 | 3 | 4 | 5 | Pts |
|----------------|-----------------|---|---|---|---|-----|-----|
| 1 | Costa Antonio | | | | | □ □ | |
| 3 | Pinheiro Nuno | | | | | | |
| 4 | Malveiro Joao | | □ | ■ | ■ | | 5 |
| 8 | Gaspar Hugo | ■ | ■ | ■ | | | 13 |
| 11 | Sequeira Eden | ■ | ■ | ■ | | | 3 |
| 12 | Jose Joao | ■ | | | | | 1 |
| 13 | Lopes Andre | ■ | ■ | ■ | | | 7 |
| 14 | Cruz Flavio | □ | □ | ■ | | | 2 |
| 15 | Maia Miguel | ■ | ■ | ■ | | | 4 |
| 16 | Sequeira Valdir | | | | | | |
| 17 | L Ribeiro Hugo | L | L | L | | | |
| 18 | Peixoto Eurico | ■ | ■ | | | | 2 |

Coach: Samuels Orlando (CUB)
Assistant: Maia Carlos (POR)

TEAMS AND PLAYERS PERFORMANCES

| Won Pts | Total Atts | No Name |
|-----------|------------|------------------------|
| 37 | 64 | Total Team |
| 11 | 21 | 10 Wlazly Mariusz |
| 10 | 15 | 13 Swiderski Sebastian |
| 13 | 29 | Total Team |
| 4 | 9 | 4 Plinski Daniel |
| 3 | 4 | 13 Swiderski Sebastian |
| 4 | 74 | Total Team |
| 2 | 14 | 4 Plinski Daniel |
| 1 | 11 | 10 Wlazly Mariusz |
| 21 | | Total Team |
| 75 | 167 | Total Team |

| | | |
|----|----|-------------------|
| 15 | 37 | 10 Wlazly Mariusz |
|----|----|-------------------|

| Excellent | Total Atts | No Name |
|-----------|------------|-------------------|
| 36 | 48 | Total Team |
| 14 | 20 | 15 Gacek Piotr |
| 7 | 11 | 12 Zygodlo Lukasz |
| 34 | 66 | Total Team |
| 30 | 55 | 12 Zygodlo Lukasz |
| 16 | 48 | Total Team |
| 5 | 14 | 15 Gacek Piotr |
| 8 | 22 | 6 Murek Dawid |

■ Starting line-up Pts = Points scored [nn] = Captain
□ Substitute Atts = Attempts L = Libero
Opp = Opponent

| Scoring Skills |
|-------------------|
| Spike |
| Block |
| Serve |
| Opp. error |
| Total |

| |
|--------------------|
| Best Scorer |
|--------------------|

| Non scoring Skills |
|--------------------|
| Dig |
| Set |
| Reception |
| Success - Faults |
| # Attempts |

| Won Pts | Total Atts | No Name |
|-----------|------------|-------------------|
| 30 | 83 | Total Team |
| 9 | 28 | 8 Gaspar Hugo |
| 6 | 17 | 13 Lopes Andre |
| 2 | 17 | Total Team |
| 1 | 5 | 8 Gaspar Hugo |
| 1 | 4 | 11 Sequeira Eden |
| 5 | 58 | Total Team |
| 3 | 10 | 8 Gaspar Hugo |
| 1 | 8 | 15 Maia Miguel |
| 20 | | Total Team |
| 57 | 158 | Total Team |

| | | |
|----|----|---------------|
| 13 | 43 | 8 Gaspar Hugo |
|----|----|---------------|

| Excellent | Total Atts | No Name |
|-----------|------------|-------------------|
| 30 | 45 | Total Team |
| 7 | 9 | 17 Ribeiro Hugo |
| 5 | 5 | 11 Sequeira Eden |
| 24 | 72 | Total Team |
| 22 | 61 | 15 Maia Miguel |
| 30 | 61 | Total Team |
| 10 | 24 | 18 Peixoto Eurico |

European Championships Men 2005

Pool I

Match: 29 **Date:** 08/09/2005 **Spectators:** 2.750
City: ROME
Hall: PALALOTTOMATICA
Match duration: Start: 18.00 End: 19.20 Total: 1.20

| Teams | Sets | 1 | 2 | 3 | 4 | 5 | Total |
|---------------------|----------|------|------|------|---|---|-------|
| CRO | 3 | 25 | 25 | 25 | | | 75 |
| UKR | 0 | 21 | 21 | 21 | | | 63 |
| Set duration | | 0.24 | 0.27 | 0.23 | | | 1.14 |

Referees: LABASTA Milan (CZE) & KONCNIK Peter (SLO)

| CRO • Croatia | | 1 | 2 | 3 | 4 | 5 | Pts |
|---------------|----------------------|---|---|---|---|---|-----|
| 1 | Zorica Boris | ■ | ■ | | | | 1 |
| 4 | Nojic Darko | | | | | | |
| 5 | Omrčen Igor | ■ | ■ | ■ | | | 19 |
| 6 | Kvesic Jure | | | | | | |
| 8 | L Boriskevitch Iouri | L | L | L | | | |
| 9 | Puljic Dragan | | □ | ■ | | | 1 |
| 10 | Zelic Mario | ■ | ■ | ■ | | | 1 |
| 11 | Kovacevic Toni | ■ | ■ | | | | 3 |
| 12 | Coskovic Tomislav | ■ | ■ | ■ | | | 22 |
| 13 | Osmokrovic Boris | | | | | | |
| 14 | Krnic Inoslav | ■ | ■ | ■ | | | 4 |
| 15 | Sikiric Roko | | □ | ■ | | | 3 |

Coach: Malevic Radovan (CRO)
Assistant: Meringer Davor (CRO)

| UKR • Ukraine | | 1 | 2 | 3 | 4 | 5 | Pts |
|---------------|------------------------|---|---|---|---|---|-----|
| 1 | Shulha Sergiy | | □ | | | | |
| 2 | Shchavinskyy Sergiy | ■ | ■ | ■ | | | 4 |
| 3 | Panteleymonenko Maksym | □ | ■ | ■ | | | 3 |
| 4 | Titarenko Volodymyr | | | | | | |
| 6 | Sydorenko Andriy | ■ | ■ | ■ | | | 11 |
| 8 | L Sereda Serhiy | L | L | L | | | |
| 9 | Gatin Oleksiy | ■ | ■ | ■ | | | 10 |
| 12 | Pavlov Mykola | □ | □ | | | | |
| 14 | Kiktyev Vitaliy | □ | | □ | | | |
| 16 | Dobrytsya Roman | ■ | ■ | ■ | | | 5 |
| 17 | Rudnytsky Mykola | ■ | ■ | ■ | | | 9 |
| 18 | Gulin Vyacheslav | ■ | | | | | |

Coach: Mykhalchuk Viktor (UKR)
Assistant: Fillipov Yuriy (UKR)

TEAMS AND PLAYERS PERFORMANCES

| Won Pts | Total Atts | No Name | Scoring Skills | Won Pts | Total Atts | No Name |
|-----------|------------|----------------------|--------------------|-----------|------------|---------------------|
| 40 | 76 | Total Team | | 31 | 75 | Total Team |
| 18 | 27 | 12 Coskovic Tomislav | Spike | 9 | 21 | 9 Gatin Oleksiy |
| 17 | 33 | 5 Omrcen Igor | | 8 | 20 | 6 Sydorenko Andriy |
| 6 | 26 | Total Team | Block | 9 | 30 | Total Team |
| 2 | 4 | 12 Coskovic Tomislav | | 3 | 8 | 17 Rudnytsky Mykola |
| 1 | 2 | 9 Puljic Dragan | | 2 | 3 | 6 Sydorenko Andriy |
| 8 | 74 | Total Team | Serve | 2 | 64 | Total Team |
| 4 | 20 | 14 Krnic Inoslav | | 1 | 10 | 17 Rudnytsky Mykola |
| 2 | 13 | 12 Coskovic Tomislav | Opp. error | 1 | 9 | 6 Sydorenko Andriy |
| 21 | | Total Team | Total | 21 | | Total Team |
| 75 | 176 | Total Team | | 63 | 169 | Total Team |
| | | | Best Scorer | | | |
| 22 | 44 | 12 Coskovic Tomislav | | 11 | 32 | 6 Sydorenko Andriy |

| Excellent | Total Atts | No Name | Non scoring Skills | Excellent | Total Atts | No Name |
|-----------|------------|----------------------|--------------------|-----------|------------|--------------------------|
| 34 | 48 | Total Team | | 20 | 29 | Total Team |
| 8 | 8 | 11 Kovacevic Toni | Dig | 6 | 8 | 8 Sereda Serhiy |
| 7 | 8 | 5 Omrcen Igor | | 5 | 6 | 3 Panteleymonenko Maksym |
| 39 | 79 | Total Team | Set | 27 | 70 | Total Team |
| 34 | 66 | 14 Krnic Inoslav | | 21 | 60 | 2 Shchavinskyy Sergiy |
| 22 | 52 | Total Team | Reception | 31 | 64 | Total Team |
| 7 | 16 | 11 Kovacevic Toni | Success - Faults | 12 | 21 | 8 Sereda Serhiy |
| 8 | 17 | 12 Coskovic Tomislav | # Attempts | 11 | 22 | 9 Gatin Oleksiy |

■ Starting line-up Pts = Points scored [nn] = Captain
□ Substitute Atts = Attempts L = Libero
Opp = Opponent

European Championships Men 2005 Pool I

Match: 30 **Date:** 08/09/2005 **Spectators:** 11.300
City: ROME
Hall: PALALOTTOMATICA
Match duration: Start: 21.00 End: 22.53 Total: 1.53

| Teams | Sets | 1 | 2 | 3 | 4 | 5 | Total |
|---------------------|----------|------|------|------|------|---|-------|
| RUS | 3 | 22 | 25 | 25 | 25 | | 97 |
| ITA | 1 | 25 | 22 | 22 | 22 | | 91 |
| Set duration | | 0.25 | 0.26 | 0.26 | 0.27 | | 1.44 |

Referees: LODERUS Frans (NED) & IORDANIDIS Savas (GRE)

| RUS • Russia | | 1 | 2 | 3 | 4 | 5 | Pts |
|--------------|--------------------|---|---|---|---|---|-----|
| 1 | Melnik Vladimir | | | | | | |
| 4 | Khtey Taras | | | | | □ | |
| 5 | Abramov Pavel | ■ | ■ | ■ | ■ | | 15 |
| 7 | Kazakov Alexei | ■ | ■ | ■ | ■ | | 11 |
| 8 | Tetyukhin Serguei | ■ | ■ | ■ | ■ | | 5 |
| 9 | Poltavsky Semen | ■ | ■ | ■ | ■ | | 25 |
| 10 | L Verbov Alexey | L | L | L | L | | |
| 11 | Ushakov Konstantin | | | | | □ | |
| 12 | Baranov Sergey | | | | | □ | 1 |
| 14 | Egortchev Andrei | ■ | ■ | ■ | ■ | | 11 |
| 16 | Apalikov Nikolai | | | | | | |
| 17 | Makarov Serguei | ■ | ■ | ■ | ■ | | 1 |

Coach: Gajic Zoran (SCG)
Assistant: Borshch Pavel (RUS)

| ITA • Italy | | 1 | 2 | 3 | 4 | 5 | Pts |
|-------------|---------------------|---|---|---|---|---|-----|
| 1 | Mastrangelo Luigi | ■ | ■ | ■ | ■ | | 12 |
| 3 | Sintini Giacomo | | □ | | □ | | |
| 5 | Vermiglio Valerio | ■ | ■ | ■ | ■ | | 1 |
| 7 | Paparoni Alessandro | | | | □ | | |
| 8 | Cisolla Alberto | ■ | ■ | ■ | ■ | | 18 |
| 9 | Savani Cristian | | | | | | |
| 10 | Tencati Luca | ■ | ■ | ■ | ■ | | 8 |
| 12 | L Corsano Mirko | L | L | L | L | | |
| 14 | Fei Alessandro | ■ | ■ | ■ | ■ | | 22 |
| 16 | Lasko Michal | | □ | □ | □ | | 2 |
| 17 | Cozzi Paolo | | | | | | |
| 18 | Cernic Matej | ■ | ■ | ■ | ■ | | 9 |

Coach: Montali Gian Paolo (ITA)
Assistant: Totolo Tomaso (ITA)

TEAMS AND PLAYERS PERFORMANCES

| Won Pts | Total Atts | No Name |
|-----------|------------|---------------------|
| 59 | 116 | Total Team |
| 20 | 34 | 9 Poltavsky Semen |
| 13 | 26 | 5 Abramov Pavel |
| 6 | 44 | Total Team |
| 2 | 3 | 5 Abramov Pavel |
| 2 | 9 | 9 Poltavsky Semen |
| 4 | 96 | Total Team |
| 3 | 15 | 9 Poltavsky Semen |
| 1 | 19 | 8 Tetyukhin Serguei |
| 28 | | Total Team |
| 97 | 256 | Total Team |

| | | |
|----|----|-------------------|
| 25 | 58 | 9 Poltavsky Semen |
|----|----|-------------------|

| Excellent | Total Atts | No Name |
|-----------|------------|--------------------|
| 46 | 61 | Total Team |
| 11 | 16 | 10 Verbov Alexey |
| 10 | 14 | 5 Abramov Pavel |
| 54 | 111 | Total Team |
| 47 | 89 | 17 Makarov Serguei |
| 40 | 79 | Total Team |
| 11 | 22 | 10 Verbov Alexey |
| 18 | 36 | 5 Abramov Pavel |

■ Starting line-up Pts = Points scored [nn] = Captain
□ Substitute Atts = Attempts L = Libero
Opp = Opponent

| Scoring Skills |
|-------------------|
| Spike |
| Block |
| Serve |
| Opp. error |
| Total |

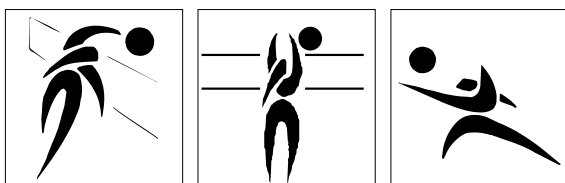
| |
|--------------------|
| Best Scorer |
|--------------------|

| Non scoring Skills |
|--------------------|
| Dig |
| Set |
| Reception |
| Success - Faults |
| # Attempts |

| Won Pts | Total Atts | No Name |
|-----------|------------|---------------------|
| 56 | 119 | Total Team |
| 20 | 43 | 14 Fei Alessandro |
| 15 | 32 | 8 Cisolla Alberto |
| 15 | 40 | Total Team |
| 7 | 15 | 1 Mastrangelo Luigi |
| 3 | 7 | 10 Tencati Luca |
| 1 | 92 | Total Team |
| 1 | 20 | 8 Cisolla Alberto |
| 19 | | Total Team |
| 91 | 251 | Total Team |

| | | |
|----|----|-------------------|
| 22 | 65 | 14 Fei Alessandro |
|----|----|-------------------|

| Excellent | Total Atts | No Name |
|-----------|------------|---------------------|
| 51 | 66 | Total Team |
| 13 | 17 | 12 Corsano Mirko |
| 10 | 11 | 5 Vermiglio Valerio |
| 51 | 117 | Total Team |
| 49 | 100 | 5 Vermiglio Valerio |
| 36 | 82 | Total Team |
| 16 | 29 | 18 Cernic Matej |
| 12 | 29 | 8 Cisolla Alberto |



Best Scorers

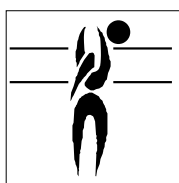
| Rk | No | Name | Team | Spike | Block | Serve | Total |
|-------------------------|----|------------------------|------|--------------|------------|------------|--------------|
| 1 | 5 | Omrčen Igor | CRO | 89 | 7 | 7 | 103 |
| 2 | 14 | Miljkovic Ivan | SCG | 86 | 9 | 7 | 102 |
| 3 | 11 | Roumeliotis Nikolaos | GRE | 81 | 3 | 9 | 93 |
| 4 | 10 | Wlazly Mariusz | POL | 67 | 10 | 10 | 87 |
| 5 | 12 | Coskovic Tomislav | CRO | 73 | 5 | 7 | 85 |
| 6 | 12 | Falasca Guillermo | ESP | 72 | 5 | 4 | 81 |
| 7 | 14 | Fei Alessandro | ITA | 76 | 3 | 1 | 80 |
| 8 | 4 | Novotny Jakub | CZE | 67 | 7 | 2 | 76 |
| 9 | 8 | Cisolla Alberto | ITA | 59 | 6 | 10 | 75 |
| 10 | 13 | Swiderski Sebastian | POL | 63 | 5 | 4 | 72 |
| 11 | 12 | Horstink Robert | NED | 57 | 9 | 5 | 71 |
| 12 | 5 | Abramov Pavel | RUS | 64 | 5 | 0 | 69 |
| 13 | 9 | Granvorka Frantz | FRA | 54 | 2 | 11 | 67 |
| 14 | 8 | Tetyukhin Serguei | RUS | 49 | 8 | 8 | 65 |
| 15 | 9 | Gatin Oleksiy | UKR | 54 | 5 | 4 | 63 |
| 15 | 8 | Gaspar Hugo | POR | 52 | 4 | 7 | 63 |
| 17 | 1 | Pascual Rafael | ESP | 50 | 9 | 2 | 61 |
| 17 | 8 | Castard Ludovic | FRA | 52 | 6 | 3 | 61 |
| 19 | 18 | Rodriguez Israel | ESP | 52 | 5 | 3 | 60 |
| 20 | 7 | Kazakov Alexei | RUS | 38 | 14 | 6 | 58 |
| 21 | 17 | Kieffer Oliver | FRA | 31 | 24 | 2 | 57 |
| 22 | 6 | Sydorenko Andriy | UKR | 45 | 5 | 4 | 54 |
| 23 | 13 | Vujevic Goran | SCG | 45 | 4 | 4 | 53 |
| 23 | 7 | Rak Michal | CZE | 31 | 19 | 3 | 53 |
| 23 | 13 | Lopes Andre | POR | 44 | 5 | 4 | 53 |
| 23 | 18 | Baev Tontor - Zlatko | GRE | 51 | 0 | 2 | 53 |
| 27 | 9 | Poltavsky Semen | RUS | 44 | 3 | 5 | 52 |
| 28 | 12 | Geric Andrija | SCG | 24 | 20 | 6 | 50 |
| 29 | 6 | Murek Dawid | POL | 40 | 5 | 4 | 49 |
| 30 | 7 | Antiga Stephane | FRA | 43 | 4 | 1 | 48 |
| 31 | 1 | Mastrangelo Luigi | ITA | 22 | 22 | 3 | 47 |
| 31 | 2 | Gkiourdas Marios | GRE | 39 | 5 | 3 | 47 |
| 33 | 17 | Rudnytsky Mykola | UKR | 34 | 11 | 1 | 46 |
| 33 | 10 | Novak Jiri | CZE | 35 | 7 | 4 | 46 |
| 33 | 10 | Tsakiropoulos Antonios | GRE | 31 | 14 | 1 | 46 |
| 36 | 5 | Kooistra Wytze | NED | 33 | 10 | 1 | 44 |
| 37 | 11 | Kovacevic Toni | CRO | 35 | 6 | 2 | 43 |
| 38 | 6 | Boskan Slobodan | SCG | 32 | 7 | 2 | 41 |
| 38 | 16 | Platenik Peter | CZE | 32 | 9 | 0 | 41 |
| 38 | 12 | Jose Joao | POR | 33 | 7 | 1 | 41 |
| 41 | 18 | Cernic Matej | ITA | 35 | 2 | 2 | 39 |
| 41 | 7 | Klok Marko | NED | 29 | 5 | 5 | 39 |
| 43 | 10 | Tencati Luca | ITA | 20 | 18 | 0 | 38 |
| 43 | 4 | van Dijk Kay | NED | 34 | 3 | 1 | 38 |
| 43 | 12 | Baranov Sergey | RUS | 31 | 1 | 6 | 38 |
| 46 | 14 | Egortchev Andrei | RUS | 30 | 3 | 4 | 37 |
| 47 | 17 | Bontje Rob Johannes C. | NED | 24 | 11 | 1 | 36 |
| 48 | 14 | Pantaleon Sotirios | GRE | 26 | 7 | 1 | 34 |
| 48 | 14 | Molto Jose Luis | ESP | 15 | 18 | 1 | 34 |
| 50 | 3 | Panteleymonenko Maksym | UKR | 28 | 3 | 1 | 32 |
| Total tournament | | | | 2.804 | 545 | 259 | 3.608 |



Best Spikers

Limit: 15.00%

| Rk | No | Name | Team | Spikes | Faults | Shots | Total Attempts | Succ. % |
|-------------------------|----|----------------------|------|--------|--------|-------|----------------|---------|
| 1 | 13 | Swiderski Sebastian | POL | 63 | 16 | 19 | 98 | 64.29 |
| 2 | 12 | Coskovic Tomislav | CRO | 73 | 17 | 35 | 125 | 58.40 |
| 3 | 14 | Miljkovic Ivan | SCG | 86 | 33 | 37 | 156 | 55.13 |
| 4 | 8 | Cisolla Alberto | ITA | 59 | 13 | 36 | 108 | 54.63 |
| 5 | 14 | Fei Alessandro | ITA | 76 | 28 | 38 | 142 | 53.52 |
| 6 | 10 | Wlazly Mariusz | POL | 67 | 28 | 35 | 130 | 51.54 |
| 7 | 5 | Abramov Pavel | RUS | 64 | 17 | 44 | 125 | 51.20 |
| 8 | 13 | Vujevic Goran | SCG | 45 | 10 | 34 | 89 | 50.56 |
| 9 | 6 | Murek Dawid | POL | 40 | 14 | 27 | 81 | 49.38 |
| 10 | 18 | Baev Tontor - Zlatko | GRE | 51 | 19 | 36 | 106 | 48.11 |
| Total Tournament | | | | 2.804 | 1.105 | 2.211 | 6.120 | 45.82 |




Best Blockers

| Rk | No | Name | Team | Kill Blocks | Faults | Rebounds | Total Attempts | Avg. by set |
|-------------------------|----|------------------------|------|-------------|--------|----------|----------------|-------------|
| 1 | 1 | Mastrangelo Luigi | ITA | 22 | 11 | 10 | 43 | 1.29 |
| 2 | 12 | Geric Andrija | SCG | 20 | 20 | 27 | 67 | 1.11 |
| 3 | 17 | Kieffer Oliver | FRA | 24 | 35 | 38 | 97 | 1.09 |
| 4 | 10 | Tencati Luca | ITA | 18 | 12 | 14 | 44 | 1.06 |
| 5 | 7 | Rak Michal | CZE | 19 | 15 | 38 | 72 | 1.00 |
| 6 | 14 | Molto Jose Luis | ESP | 18 | 27 | 37 | 82 | 0.86 |
| 7 | 7 | Kazakov Alexei | RUS | 14 | 10 | 16 | 40 | 0.70 |
| 8 | 10 | Tsakiropoulos Antonios | GRE | 14 | 20 | 18 | 52 | 0.67 |
| 9 | 17 | Rudnytskyy Mykola | UKR | 11 | 13 | 11 | 35 | 0.61 |
| 10 | 10 | Wlazly Mariusz | POL | 10 | 11 | 4 | 25 | 0.59 |
| Total Tournament | | | | 545 | 947 | 960 | 2.452 | 4.70 |



Best Servers

| Rk | No | Name | Team | Aces | Faults | Serve Hits | Total Attempts | Avg. by set |
|-------------------------|----|----------------------|------|------|--------|------------|----------------|-------------|
| 1 | 8 | Cisolla Alberto | ITA | 10 | 14 | 42 | 66 | 0.59 |
| 2 | 10 | Wlazly Mariusz | POL | 10 | 25 | 35 | 70 | 0.59 |
| 3 | 9 | Granvorka Frantz | FRA | 11 | 18 | 50 | 79 | 0.50 |
| 4 | 11 | Roumeliotis Nikolaos | GRE | 9 | 14 | 61 | 84 | 0.43 |
| 5 | 14 | Krnic Inoslav | CRO | 8 | 9 | 67 | 84 | 0.40 |
| 6 | 8 | Tetyukhin Serguei | RUS | 8 | 19 | 59 | 86 | 0.40 |
| 7 | 14 | Miljkovic Ivan | SCG | 7 | 13 | 70 | 90 | 0.39 |
| 8 | 8 | Gaspar Hugo | POR | 7 | 9 | 50 | 66 | 0.35 |
| 9 | 5 | Omrčen Igor | CRO | 7 | 18 | 41 | 66 | 0.35 |
| 9 | 12 | Coskovic Tomislav | CRO | 7 | 21 | 49 | 77 | 0.35 |
| Total Tournament | | | | 259 | 889 | 4.043 | 5.191 | 2.23 |



Best Diggers

| Rk | No | Name | Team | Digs | Faults | Receptions | Total Attempts | Avg. by set |
|-------------------------|----|--------------------|------|-------|--------|------------|----------------|-------------|
| 1 | 17 | Ribeiro Hugo | POR | 95 | 12 | - | 107 | 4.75 |
| 2 | 12 | Corsano Mirko | ITA | 56 | 16 | 1 | 73 | 3.29 |
| 3 | 10 | Verbov Alexey | RUS | 58 | 14 | 5 | 77 | 2.90 |
| 4 | 8 | Boriskevitch Iouri | CRO | 56 | 18 | 2 | 76 | 2.80 |
| 5 | 8 | Sereda Serhiy | UKR | 44 | 16 | - | 60 | 2.44 |
| 6 | 12 | Coskovic Tomislav | CRO | 47 | 7 | 2 | 56 | 2.35 |
| 7 | 15 | Gacek Piotr | POL | 40 | 10 | 4 | 54 | 2.35 |
| 8 | 5 | Vermiglio Valerio | ITA | 39 | 6 | - | 45 | 2.29 |
| 9 | 9 | Valido Alexis | ESP | 45 | 21 | 18 | 84 | 2.14 |
| 10 | 2 | Henno Hubert | FRA | 44 | 14 | 24 | 82 | 2.00 |
| Total Tournament | | | | 1.982 | 785 | 622 | 3.389 | 17.09 |



Best Setters


| Rk | No | Name | Team | Running Sets | Faults | Still Sets | Total Attempts | Avg. by set |
|-------------------------|----|---------------------|------|--------------|--------|------------|----------------|-------------|
| 1 | 14 | Krnic Inoslav | CRO | 257 | 5 | 308 | 570 | 12.85 |
| 2 | 5 | Vermiglio Valerio | ITA | 192 | 3 | 171 | 366 | 11.29 |
| 3 | 12 | Zygadlo Lukasz | POL | 188 | 1 | 165 | 354 | 11.06 |
| 4 | 9 | Grbic Nikola | SCG | 123 | 3 | 216 | 342 | 6.83 |
| 5 | 6 | Kournetas Vasileios | GRE | 142 | 4 | 284 | 430 | 6.76 |
| 6 | 11 | Ushakov Konstantin | RUS | 132 | - | 119 | 251 | 6.60 |
| 7 | 3 | Pinheiro Nuno | POR | 113 | 1 | 185 | 299 | 5.65 |
| 8 | 2 | Shchavinskyy Sergiy | UKR | 99 | 1 | 137 | 237 | 5.50 |
| 9 | 3 | Tarel Kars van | NED | 104 | 2 | 234 | 340 | 5.47 |
| 10 | 15 | Maia Miguel | POR | 104 | 5 | 144 | 253 | 5.20 |
| Total Tournament | | | | 2.117 | 72 | 3.985 | 6.174 | 18.25 |



Best Receivers


Limit: 25.00%

| Rk | No | Name | Team | Excellents | Faults | Serve Receptions | Total Attempts | Eff. % |
|-------------------------|----|--------------------------|------|------------|--------|------------------|----------------|--------|
| 1 | 2 | Henno Hubert | FRA | 81 | 4 | 42 | 127 | 60.63 |
| 2 | 7 | Klok Marko | NED | 55 | 1 | 37 | 93 | 58.06 |
| 3 | 7 | Antiga Stephane | FRA | 75 | 5 | 43 | 123 | 56.91 |
| 4 | 10 | Novak Jiri | CZE | 60 | 4 | 37 | 101 | 55.45 |
| 5 | 13 | Vujevic Goran | SCG | 45 | 2 | 31 | 78 | 55.13 |
| 6 | 6 | Boskan Slobodan | SCG | 60 | 7 | 30 | 97 | 54.64 |
| 7 | 10 | Verbov Alexey | RUS | 65 | 4 | 44 | 113 | 53.98 |
| 8 | 8 | Samardzic Marko | SCG | 65 | 10 | 29 | 104 | 52.88 |
| 9 | 9 | Dimitrakopoulos Christos | GRE | 85 | 7 | 59 | 151 | 51.66 |
| 10 | 17 | Ribeiro Hugo | POR | 56 | 2 | 48 | 106 | 50.94 |
| Total Tournament | | | | 2.131 | 286 | 1.885 | 4.302 | 42.89 |



Best Liberos

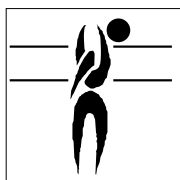
| Rk | No | Name | Team | Excellents | Faults | In play | Total attempts | Succ. % |
|----|----|--------------------|------|------------|--------|---------|----------------|---------|
| 1 | 17 | Ribeiro Hugo | POR | 151 | 14 | 48 | 213 | 70.89 |
| 2 | 10 | Verbov Alexey | RUS | 123 | 18 | 49 | 190 | 64.74 |
| 3 | 8 | Sereda Serhiy | UKR | 105 | 24 | 42 | 171 | 61.40 |
| 4 | 2 | Henno Hubert | FRA | 125 | 18 | 66 | 209 | 59.81 |
| 5 | 12 | Corsano Mirko | ITA | 91 | 21 | 45 | 157 | 57.96 |
| 6 | 8 | Boriskevitch Iouri | CRO | 106 | 29 | 52 | 187 | 56.68 |
| 7 | 8 | Samardzic Marko | SCG | 88 | 28 | 45 | 161 | 54.66 |
| 8 | 9 | Valido Alexis | ESP | 106 | 28 | 63 | 197 | 53.81 |
| 9 | 6 | Habada Petr | CZE | 95 | 28 | 56 | 179 | 53.07 |
| 10 | 11 | Maan Jelte | NED | 119 | 28 | 87 | 234 | 50.85 |



Best Spikers

Limit: 15.00%

| Rk | Team | Spikes | Faults | Shots | Total Attempts | Succ. % |
|-------------------------|-------------------------|--------|--------|-------|----------------|---------|
| 1 | POL Poland | 224 | 79 | 114 | 417 | 53.72 |
| 2 | RUS Russia | 274 | 79 | 174 | 527 | 51.99 |
| 3 | ITA Italy | 222 | 64 | 152 | 438 | 50.68 |
| 4 | SCG Serbia & Montenegro | 222 | 73 | 152 | 447 | 49.66 |
| 5 | CRO Croatia | 239 | 93 | 165 | 497 | 48.09 |
| 6 | GRE Greece | 283 | 109 | 199 | 591 | 47.88 |
| 7 | UKR Ukraine | 215 | 77 | 175 | 467 | 46.04 |
| 8 | CZE Czech Republic | 231 | 86 | 213 | 530 | 43.58 |
| 9 | NED Netherlands | 213 | 103 | 182 | 498 | 42.77 |
| 10 | POR Portugal | 211 | 120 | 182 | 513 | 41.13 |
| 11 | ESP Spain | 235 | 112 | 234 | 581 | 40.45 |
| 12 | FRA France | 235 | 110 | 269 | 614 | 38.27 |
| Total Tournament | | 2.804 | 1.105 | 2.211 | 6.120 | 45.82 |




Best Blockers

| Rk | Team | Kill Blocks | Faults | Rebounds | Total Attempts | Avg. by set |
|-------------------------|-------------------------|-------------|--------|----------|----------------|-------------|
| 1 | CZE Czech Republic | 64 | 108 | 107 | 279 | 3.37 |
| 2 | ITA Italy | 53 | 51 | 48 | 152 | 3.12 |
| 3 | SCG Serbia & Montenegro | 54 | 84 | 107 | 245 | 3.00 |
| 4 | FRA France | 60 | 135 | 132 | 327 | 2.73 |
| 5 | ESP Spain | 54 | 105 | 125 | 284 | 2.57 |
| 6 | UKR Ukraine | 45 | 56 | 50 | 151 | 2.50 |
| 7 | NED Netherlands | 41 | 99 | 87 | 227 | 2.16 |
| 8 | POL Poland | 35 | 49 | 45 | 129 | 2.06 |
| 9 | RUS Russia | 40 | 77 | 55 | 172 | 2.00 |
| 10 | GRE Greece | 41 | 103 | 91 | 235 | 1.95 |
| 11 | CRO Croatia | 29 | 36 | 61 | 126 | 1.45 |
| 11 | POR Portugal | 29 | 44 | 52 | 125 | 1.45 |
| Total Tournament | | 545 | 947 | 960 | 2.452 | 2.35 |



Best Servers

| Rk | Team | Aces | Faults | Serve Hits | Total Attempts | Avg. by set |
|-------------------------|-------------------------|------|--------|------------|----------------|-------------|
| 1 | RUS Russia | 30 | 88 | 360 | 478 | 1.50 |
| 2 | POL Poland | 25 | 63 | 323 | 411 | 1.47 |
| 3 | CRO Croatia | 28 | 80 | 322 | 430 | 1.40 |
| 4 | SCG Serbia & Montenegro | 24 | 66 | 337 | 427 | 1.33 |
| 5 | FRA France | 29 | 71 | 389 | 489 | 1.32 |
| 6 | NED Netherlands | 22 | 83 | 292 | 397 | 1.16 |
| 7 | ITA Italy | 18 | 56 | 332 | 406 | 1.06 |
| 8 | POR Portugal | 20 | 75 | 316 | 411 | 1.00 |
| 9 | GRE Greece | 20 | 96 | 357 | 473 | 0.95 |
| 10 | CZE Czech Republic | 16 | 74 | 335 | 425 | 0.84 |
| 11 | UKR Ukraine | 13 | 67 | 306 | 386 | 0.72 |
| 12 | ESP Spain | 14 | 70 | 374 | 458 | 0.67 |
| Total Tournament | | 259 | 889 | 4.043 | 5.191 | 0.74 |



Best Diggers

| Rk | Team | Digs | Faults | Receptions | Total Attempts | Avg. by set |
|-------------------------|-------------------------|-------|--------|------------|----------------|-------------|
| 1 | POR Portugal | 285 | 74 | 8 | 367 | 14.25 |
| 2 | CRO Croatia | 241 | 62 | 12 | 315 | 12.05 |
| 3 | ITA Italy | 197 | 53 | 2 | 252 | 11.59 |
| 4 | RUS Russia | 221 | 65 | 8 | 294 | 11.05 |
| 5 | UKR Ukraine | 179 | 66 | 8 | 253 | 9.94 |
| 6 | POL Poland | 159 | 63 | 13 | 235 | 9.35 |
| 7 | ESP Spain | 155 | 63 | 103 | 321 | 7.38 |
| 8 | SCG Serbia & Montenegro | 126 | 57 | 68 | 251 | 7.00 |
| 9 | FRA France | 130 | 68 | 116 | 314 | 5.91 |
| 10 | GRE Greece | 104 | 79 | 113 | 296 | 4.95 |
| 10 | NED Netherlands | 94 | 70 | 84 | 248 | 4.95 |
| 12 | CZE Czech Republic | 91 | 65 | 87 | 243 | 4.79 |
| Total Tournament | | 1.982 | 785 | 622 | 3.389 | 4.27 |



Best Setters

| Rk | Team | Running Sets | Faults | Still Sets | Total Attempts | Avg. by set |
|-------------------------|-------------------------|--------------|--------|------------|----------------|-------------|
| 1 | CRO Croatia | 278 | 7 | 353 | 638 | 13.90 |
| 2 | POL Poland | 213 | 2 | 206 | 421 | 12.53 |
| 3 | RUS Russia | 247 | 4 | 251 | 502 | 12.35 |
| 3 | ITA Italy | 210 | 5 | 217 | 432 | 12.35 |
| 5 | POR Portugal | 232 | 6 | 377 | 615 | 11.60 |
| 6 | UKR Ukraine | 190 | 3 | 263 | 456 | 10.56 |
| 7 | GRE Greece | 150 | 7 | 419 | 576 | 7.14 |
| 8 | SCG Serbia & Montenegro | 125 | 6 | 288 | 419 | 6.94 |
| 9 | NED Netherlands | 124 | 7 | 349 | 480 | 6.53 |
| 10 | CZE Czech Republic | 117 | 5 | 377 | 499 | 6.16 |
| 11 | FRA France | 135 | 9 | 434 | 578 | 6.14 |
| 12 | ESP Spain | 96 | 11 | 451 | 558 | 4.57 |
| Total Tournament | | 2.117 | 72 | 3.985 | 6.174 | 3.65 |



Best Receivers

Limit: 25.00%

| Rk | Team | Excellents | Faults | Serve Receptions | Total Attempts | Eff. % |
|-------------------------|-------------------------|------------|--------|------------------|----------------|--------|
| 1 | SCG Serbia & Montenegro | 173 | 19 | 96 | 288 | 53.47 |
| 2 | CZE Czech Republic | 205 | 17 | 152 | 374 | 50.27 |
| 3 | GRE Greece | 222 | 19 | 170 | 411 | 49.39 |
| 4 | FRA France | 211 | 18 | 165 | 394 | 48.98 |
| 5 | NED Netherlands | 191 | 17 | 153 | 361 | 48.20 |
| 6 | RUS Russia | 180 | 27 | 161 | 368 | 41.58 |
| 7 | ESP Spain | 189 | 33 | 159 | 381 | 40.94 |
| 8 | POR Portugal | 172 | 24 | 167 | 363 | 40.77 |
| 9 | UKR Ukraine | 166 | 28 | 161 | 355 | 38.87 |
| 10 | ITA Italy | 135 | 22 | 158 | 315 | 35.87 |
| 11 | POL Poland | 139 | 30 | 155 | 324 | 33.64 |
| 12 | CRO Croatia | 148 | 32 | 188 | 368 | 31.52 |
| Total Tournament | | 2.131 | 286 | 1.885 | 4.302 | 42.89 |

CEV XXVITH GENERAL ASSEMBLY

There will be no competition on Friday, the day of the CEV 26th General Assembly, which will take place in Rome's "Four Point by Sheraton Roma West Hotel". Several important people, including the CEV Board of Administration, the Executive Members as well as the presidents of the affiliated national federations, have been invited to attend this event. The CEV will present the various activities of the previous sports season, outline the development of European volleyball and give an overview of future possibilities. A first evaluation of the legislative period 2001-2005 by the Board of Administration and the work of the Commissions will follow, before the statutory election for CEV President, the Board of Administration Members as well as the nomination of Commissions' Presidents will take place.



The "Four Points by Sheraton Roma West Hotel" in Rome (ITA)

HIGHLIGHT OF THE DAY: ITALY VS. RUSSIA

At 20.30 hrs began the showdown between Italy (current Pool I leader) and Russia, deciding on who will finish Pool I as first respectively second ranked team. Although Italy started the match much more concentrated, taking the first set 25-22, Russia committed fewer mistakes during the following three sets appearing a lot more consequent.

A total 11'300 passed the entry gates in order to support the home team against Russia, however, the Russians remained calm and collected, keeping the upper hand during the decisive moments of the match. Semen Poltavsky (25 points), Pavel Abramov (15 points) as well as Alexei Kazakov (11 points) were unstoppable.

Still, Italy kept on fighting, but were mostly unlucky when it came to the important points. Whilst they were less successful in attack during the third set (22-25) presenting Russia with a 2:1 lead, the fourth set was only a matter of a few points. Mainly Semen Poltavsky scored at the end of the set, serving two aces to advance 22-19. Not letting go of their winning lead, the Russians profited

INDESIT EUROPEAN CHAMPIONSHIP 2005

Rome - Belgrade 02 – 11 September 2005

from a serving mistake by Michal Lasko on their first match point (25-22), securing the 3:1 victory and first position in Pool I, thus meeting Spain who finished second in Pool II in Belgrade in the first semifinal on Saturday at 18.00 hrs in Rome.

Best scorer on Italian side was Alessandro Fei with 22 points.

"The only difference is that we made less mistakes after the first set", explained Zoran Gajic clearly at the press conference, "My players were nervous before and during the match, but I told them to just relax and enjoy which helped a lot."

"It was only a few points that made the difference", stated Italian team captain Valerio Vermiglio, "We seemed a little more tired and didn't focus enough on our attacking game. Also the serving was difficult. The match against Serbia & Montenegro in the semifinal will surely be a tough challenge."

Zoran Gajic respects the Spanish team, Russia's opponent in the semifinal, stating that they are a team who are on the rise and just as difficult to beat as Italy or Serbia & Montenegro are.

For more information please view www.cev.lu